


Tenths as decimals

1 Complete the table.

Representation	Words	Fraction	Decimal
	1 tenth		0.1
		$\frac{7}{10}$	
			0.3
	5 tenths		

2 Match each bar model to the equivalent decimal.



0.8



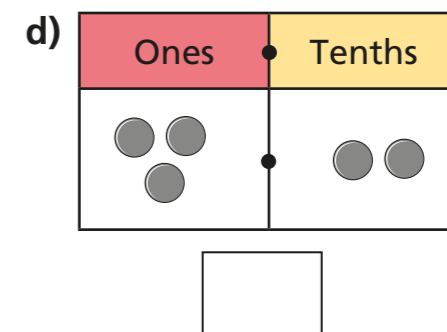
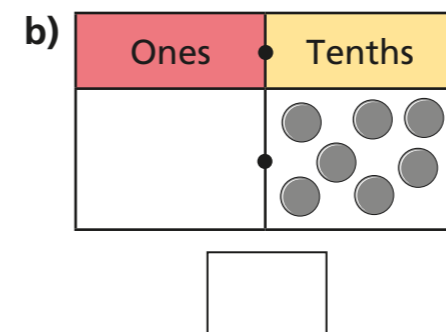
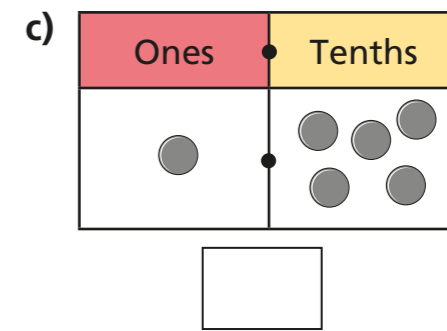
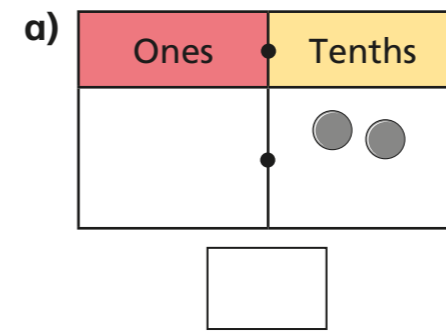
0.6



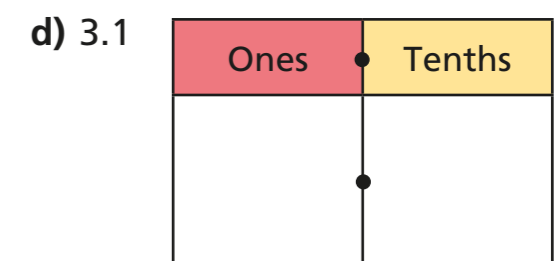
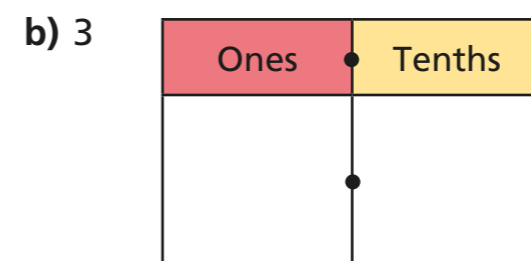
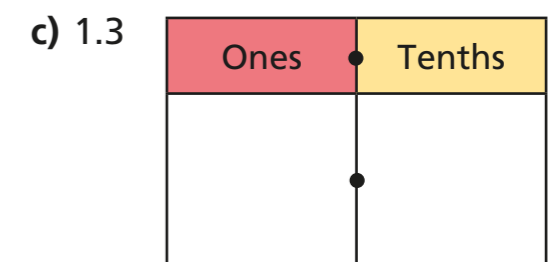
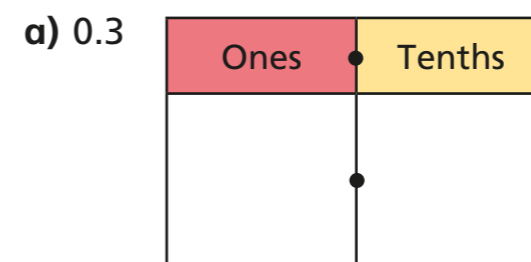
0.4

3 Mo is using a place value chart to represent numbers.

Write each number as a decimal.



4 Draw counters to represent the numbers.

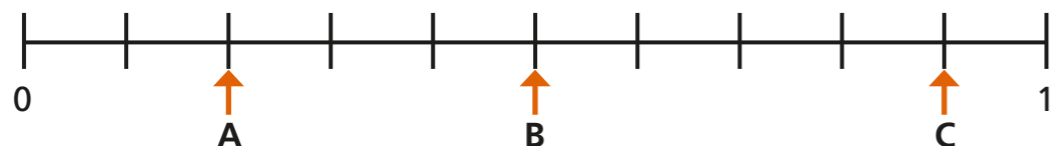




5 Continue the pattern.

$\frac{1}{10}$	0.2	3 tenths	$\frac{4}{10}$	0.5
6 tenths				

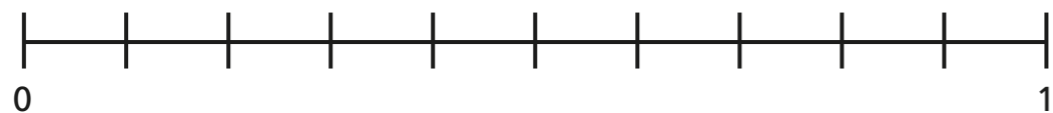
6 What decimal is each arrow pointing to?




A = B = C =

7 Estimate the position of the decimals on the number lines.

a) 0.1 0.5 0.8

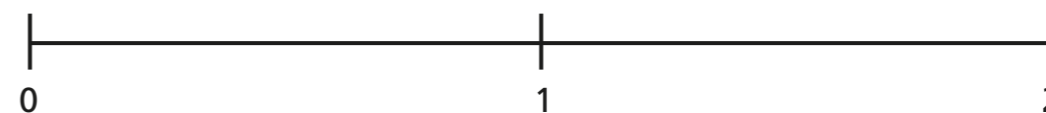


b) 0.4 0.7 0.9



c)

0.6 1.2 1.7



8 Complete the statements.

a) $0.2 > \frac{\square}{10}$

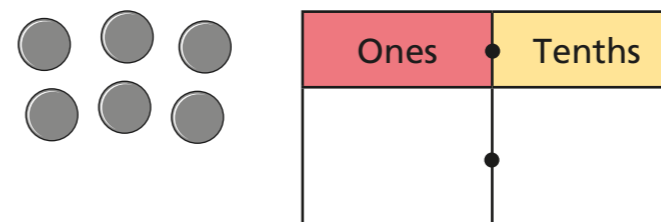
c) tenths = 0.7

b) $0.8 < \frac{\square}{10}$

d) = $\frac{12}{10}$

Is there more than one answer for each?

9 Aisha places 6 counters onto this place value chart.



List all the possible numbers she could represent.

