





All scissors have **handles** and **blades**. The blades are always made from metal. The handles can be made from metal or plastic.

Handles

Blades



However, scissors **look** different because they are used for different **jobs...**



Back

[www.planbee.com](http://www.planbee.com)

Next



These are **embroidery** scissors. They are used by sewers for cutting thread, so they don't need to be big. The blades are very sharp.



These are **zigzag** scissors. They have a special blade which cuts through the paper with a zigzag line instead of a straight line.

These are **hairdressing** scissors. The extra part on the handle gives the person more control over the direction they are cutting in.



These are **nail** scissors. They have short blades and long handles so that the person who is using them can cut accurately.



Back

[www.planbee.com](http://www.planbee.com)

Next


## Scissor Safety Rules



Sit down at a table when you are cutting.  
**Never** run with scissors.



**Always** look carefully at what you are doing.




Cut in the direction **away** from your body.

[Back](#)

[www.planbee.com](http://www.planbee.com)

[Next](#)

## Scissor Safety Rules



Make sure your **fingers** are not in the way of the scissors.



If you are passing scissors to someone else, **close them** and hold them by the blades so that the other person can take the handles.



When you have finished using the scissors, put them away.


[Back](#)

[www.planbee.com](http://www.planbee.com)

[Next](#)

Plenary:

Why is it important to be able to cut accurately?



When might you need to use this skill?

Think, pair, then share your ideas.



[www.planbee.com](http://www.planbee.com)

