

## TESTING THE MIRROR STATEMENTS

**1** Everything in a flat mirror is back to front.

### Test 1

- A Hold your hand in front of the mirror.
- B Look at the hand and then at its reflection in the mirror.
- C Write down all the things that are the same.
- D Write down anything that looks different.

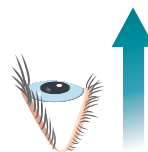
Think about the differences between your right and left hands.

### Test 2

- A Use big writing and capital letters to write the word MIRROR on a piece of paper.
- B Place the mirror on the piece of paper so that it rests along the top of the word. (See the diagram, right.)
- C Look at the word and then at its reflection in the mirror.
- D Write down all the things that are the same.
- E Write down anything that looks different.
- F Try to draw a picture of the image in the mirror.

Put the mirror here, shiny side towards writing

**MIRROR**



Look this way into the mirror

## TESTING THE MIRROR STATEMENTS

**4** Mirrors reflect the light from their surface.

### Test

**A** Put a mirror somewhere where you can see things reflected in it.

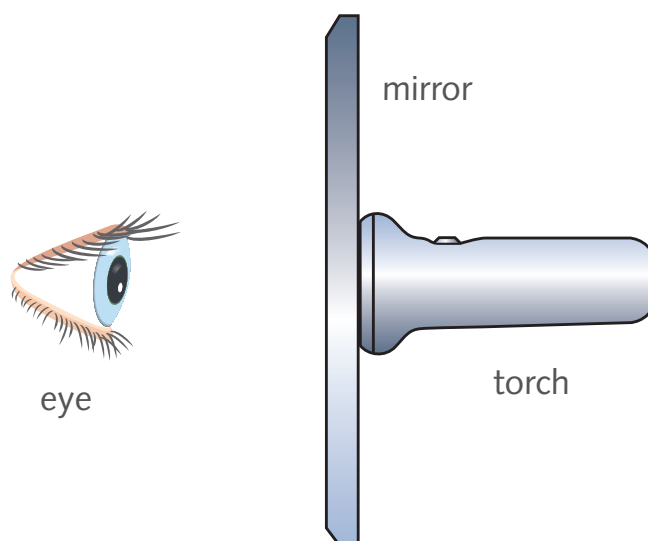
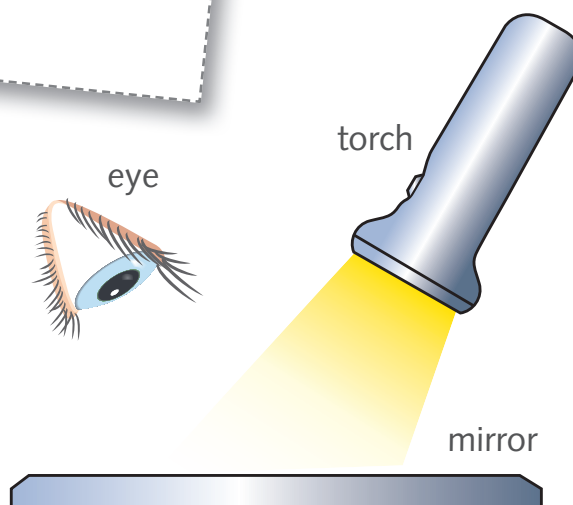
**B** Shine a torch into the mirror, but not directly in line with your eyes. (See the diagram, right.)

**C** Talk to your partner about what happens to the amount of light being reflected from the mirror.

**D** Put the torch directly behind the mirror so the end of the torch is touching the back of the mirror and the mirror covers the end of the torch. (See the diagram, right.)

**E** Turn the torch on. Talk to your partner about what happens to the amount of light being reflected from the mirror. Try to answer this question:

*Does the light from a mirror bounce off the surface or come through the back of the mirror?*



TESTING THE MIRROR STATEMENTS

6 You can see a clear reflection in a flat piece of polished metal.

Test 1

- A Use a selection of pieces of metal. Write down whether they are flat or not flat, and polished or not polished.
- B Look into each one and see if you can see a clear reflection of your face in it.

Use a table like this one to collect your results.

Name of metal object	Is it polished? Yes / No	Is it completely flat? Yes / No	Can I see a clear reflection in it? Yes / No

## TESTING THE MIRROR STATEMENTS

**7** You can see a clear reflection in a piece of crumpled kitchen foil.

### Test

- A Look into a flat, smooth piece of kitchen foil.
- B Write down what you can see in the foil.
- C Crumple the foil and open it out again.  
Look into it now.
- D Write down what you see in the foil.